







Product Chart						
Data according to NSHEV certification (unless otherwise stated – other values possible without NSHEV certification); n.p.d. = no performance determined						
Dimensions (in mm)						
Visible frame width (louvres)	20	21	21/28			
Frame depth (louvres)	34/38	42,8	50,8			27
Visible frame width (vent)	40	40	40	37		40
Frame depth (vent)	65	77	85	70		65
Louvre height	170-350	200-450	250-500* * for RC2 339 max.	170-300		131 (fix)
Max. Frame height	unlimited (couplable)	unlimited (couplable)	unlimited (couplable)	unlimited (couplable)		unlimited (couplable)
Max. Frame width (without center mullion)	1800/2000	2500	2500	1500		1300
Max. Frame width (with center mullion)	3600/ 4000	-	-	2980		2600
Blade bearing * off-centre on request	centre-pivoted*	centre-pivoted*	centre-pivoted*	centre-pivoted*		centre-pivoted*
Glazing total thickness	24/28	28/32	36/40	8-12		27
Glazing type	double	double or triple	triple	single/mono		-
EN 14351-1						
Air permeability classification EN 12207	Class 4	Class 4	Class 4	*n.p.d.		*n.p.d.
Watertightness classification EN 12208	24/5A 28/4A	5A	bis 8A	*n.p.d.		*n.p.d.
Resistance to wind load EN 12210 /12211	n.p.d.	C3/B5	C2/B2	*n.p.d.		*n.p.d.
Thermal Performance U-Value EN ISO 10077-1	up to 1,8 W/m²K	up to 1,1 or 1,5 W/m²K* * dependant on type of glazing	up to 0,8 W/m²K	*n.p.d.		up to 2,2 W/m²K
Security in accordance with EN 1627- EN 1630: RC2	n.p.d.	n.p.d.	RC2	*n.p.d.		-
Tested sound reduction EN ISO 10140-1/2* * with corresponding sound insulation glazing	39dB	40dB	41dB	25dB		*n.p.d.
Fall protection DIN 18008-4, Building regulations Section A part 2	✓	✓	✓	-		-
Impact resistant DIN 18032-3	✓	✓	✓	-		-
EN 12101-2:2003 (NSHEV)						
Aerodynamic effective opening area (Flow coefficient Cvo 85°)	0,61	0,58	0,59	0,62		0,61
Wind load classification	WL 3000	WL 3000	WL 3000	WL 2900		WL 3000
Low ambient temperature classification* * T(-15) available on request	T (-5)	T (-5)	T (-5)	T (-5)		T (-5)
Reliability classification	Re 1000 (Typ B)	Re 1000 (Typ B)	Re 1000 (Typ B)	Re 1000 (Typ B)		Re 1000 (Typ B)
Snow load classification	SL 0	SL 0	SL 0	SL 0		SL 0
Others						
Anti-trap protection: The Machinery Directive 2006/42/EG	SK 3 (SK 4)	SK 3 (SK 4)	SK 3 (SK 4)	SK 3 (SK 4)		SK 3 (SK 4)
Polyester Powder Coating (Standard colour range IGP oder Tiger)* * High weather resistant, NCS or other special colours available on request with powder number and manufacturer	RAL / DB Anodized E6-EV1	RAL / DB Anodized E6-EV1	RAL / DB Anodized E6-EV1	RAL / DB Anodized E6-EV1		RAL / DB Anodized E6-EV1